

Giant Jenga Instructions








Contents Page

Safety Instructions	2
General Description	2
Starting Up	2
To Play	3
Emergency Info	3

Safety Information

Please carefully read the following information regarding safety:

-  Play on a flat, even surface.
-  The high tower Jenga game is designed to fall over. As with other large garden items, please take care.
-  Children under 8 years must play only with adult supervision.
-  All players and spectators must stand away from the fall area.
-  This is a 2 + player game.

General Description

Oxford Event Hire's Giant Jenga Game is perfect for adding some extra fun entertainment to your private event or party.

Starting up

To set-up the game follow the below instructions:

- Start with two layers of two blocks each, evenly spaced apart. These two layers should not be removed whilst playing the game.
- Continue with three blocks per layer using all the remaining blocks. Each layer is laid at right angles to the previous layer.



To Play

- Remove a block in turn, placing the block on top of the tower with the maximum of three blocks per layer.
- Blocks can not be removed from the top two completed layers.
- The last player placing the stable block on the top of the tower wins. Whoever makes the tower collapse is the loser and rebuilds the tower for the next challenge!

Packing Down

When you have finished with your Giant Jenga Games please place all the blocks into the supplied bag and ready for collection.

If you have any queries or problems please email
sales@oxfordeventhire.co.uk or phone **01865 760158** during office hours.

Outside of business hours, you can get support via our emergency number:
07866 735 410

We hope that our *Giant Jenga Game* helps to make your event a success.
Please note that you can return the item to us dirty.