

OXFORD
EVENT HIRE
TABLES CHAIRS & CATERING EQUIPMENT

Soup Kettle Instructions











Contents Page

Safety Instructions	2
General Description	2
Starting Up	2
Troubleshooting	2
Packing Down	3
Emergency Info	3

Safety Information

Please carefully read the following information regarding safety:


-  Place on a flat, even surface.
-  Ensure the surface is capable of holding the weight of the full kettle.
-  Do not open the lid while liquid is boiling.
-  Do not touch any surface of the kettle while the content is being heated.
-  Do not immerse the unit in water.
-  Do not operate the appliance without water in the outer container.
-  Not suitable for outdoor use.
-  Never move or carry the appliance when it is switched on or contains hot liquid.

General Description

Oxford Event Hire's Soup Kettle is 10 litres, serving an average of 30-40 cups of soup, mulled wine or hot chocolate. The kettle is electrically powered for ease of use and looks the part in social and professional events.

Starting up

To start using the Soup Kettle, please follow the below instructions:

- Connect the appliance to the mains power supply. Fill the outer container with approximately 600 ml of water.
-  The inner container must NOT float, even when empty. If the inner container floats reduce the amount of water in the outer container.
- Fill the inner container with warm soup/liquid of your choosing and close the lid.



The kettle is not designed to heat food from cold.

- Set the temperature control. The temperature ranges from 1 (lowest) to 12 (highest). Allow it to reach full heat.
- Reduce the temperature to maintain heat levels, using the lowest heat setting possible.
- Use a Soup Ladle to remove the contents of the kettle. Do not tip the kettle to remove the contents.

Packing Down

When you have finished with your Kettle, please do the following:

- Turn off the appliance by setting the Temperature Control to "0".
- Switch off from the mains power supply, unplug and allow to cool down.
- Please remove all liquid contents before collection.

**If you have any queries or problems please email
sales@oxfordeventhire.co.uk or phone **01865 760158**.**

**We hope that our *Soup Kettle* helps to make your event a success.
Please note that you can return the item to us dirty.**

