

# Giant Jenga Instructions








## Contents Page

Safety Instructions .....	2
General Description .....	2
Starting Up .....	2
To Play .....	3
Emergency Info .....	3

## Safety Information

**Please carefully read the following information regarding safety:**

-  Play on a flat, even surface.
-  The high tower Jenga game is designed to fall over. As with other large garden items, please take care.
-  Children under 8 years must play only with adult supervision.
-  All players and spectators must stand away from the fall area.
-  This is a 2 + player game.

## General Description

Oxford Event Hire's Giant Jenga Game is perfect for adding some extra fun entertainment to your private event or party.

## Starting up

To set-up the game follow the below instructions:

- Start with two layers of two blocks each, evenly spaced apart. These two layers should not be removed whilst playing the game.
- Continue with three blocks per layer using all the remaining blocks. Each layer is laid at right angles to the previous layer.



## To Play

- Remove a block in turn, placing the block on top of the tower with the maximum of three blocks per layer.
- Blocks can not be removed from the top two completed layers.
- The last player placing the stable block on the top of the tower wins. Whoever makes the tower collapse is the loser and rebuilds the tower for the next challenge!

## Packing Down

When you have finished with your Giant Jenga Games please place all the blocks into the supplied bag and ready for collection.

**If you have any queries or problems please email  
[sales@oxfordeventhire.co.uk](mailto:sales@oxfordeventhire.co.uk) or phone **01865 760158**.**

**We hope that our *Giant Jenga Game* helps to make your event a success.  
Please note that you can return the item to us dirty.**